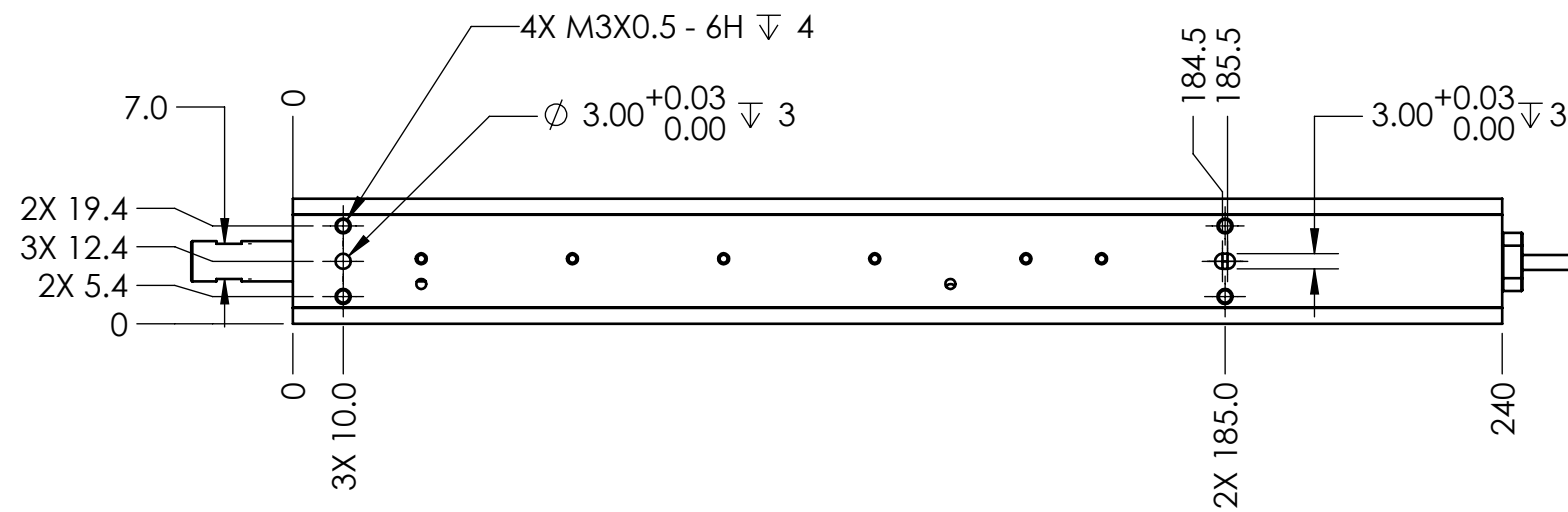
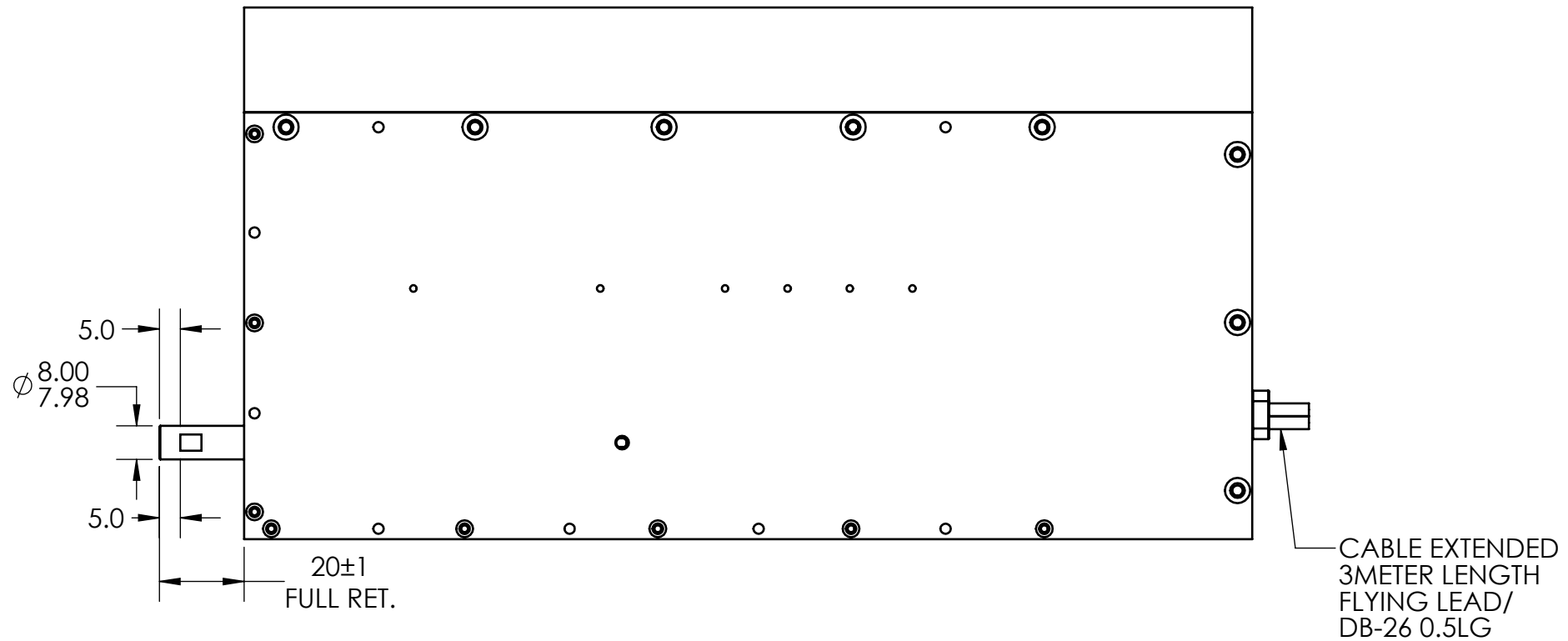
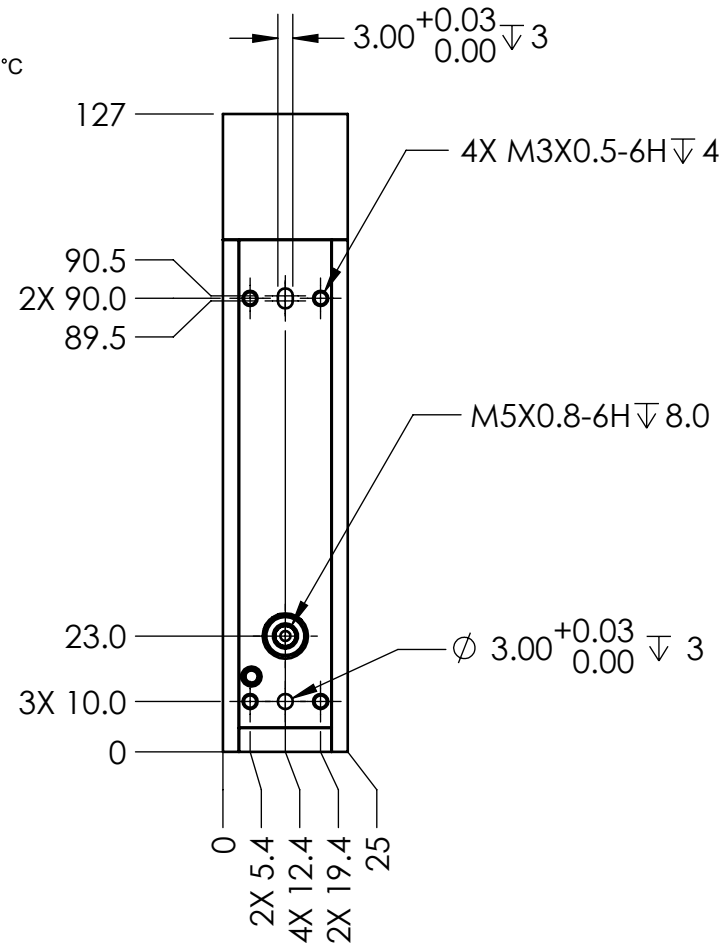


NOTES (UNLESS OTHERWISE SPECIFIED)

- 1. LINEAR SPECIFICATIONS:
 LINEAR STROKE: 75 ±1 mm
 ENC. RESOLUTION(+A/-A;+B/-B): 5,1um
 COIL RESISTANCE: 19.3 ±0.3 Ohm
 PEAK FORCE: 70 N @ 2.5A (48Vdc)
 FORCE CONSTANT: 31.2 N/A
 MOVING MASS: 0.18 kg
 TOTAL MASS: 2.22 kg
- 2. OPERATING TEMPERATURE: 0°C TO 40°C
- 3. COIL PITCH 29.7MM

REVISIONS				
REV	ECR	DESCRIPTION	DATE	APPROVED
A		RELEASE	10/10/2018	MAC
B		AMP CHANGE	05/10/2019	MAC
C	6980	UPDATED DRAWING	11/15/2019	AD
D	7029	CORRECTED WIDTH AND HIGHT AND ADDED MISSING DIMENSIONS	5/27/2020	DL



PIN No	HDB-26P
1	(L) PH. A+
2	(L) PH. B+
3	(L) PH. Z+
4	NC
5	NC
6	NC
7	NC
8	NC
9	NC
10	(L) PH. A-
11	(L) PH. B-
12	(L) PH. Z-
13	NC
14	NC
15	NC
16	NC
17	NC
18	NC
19	+5 VDC
20	5V RTN
21	NC
22	L. COIL (U)
23	L. COIL (V)
24	L.COIL (W)
25	NC
26	NC

PIN No	DB-15P
1	PH. A+
2	PH. Z+
3	PH. B+
4	+5 Vdc
5	NC
6	NC
7	NC
8	NC
9	PH. A -
10	PH. Z -
11	PH. B -
12	5V RTN
13	NC
14	NC
15	NC

PIN No	PHOENIX. 6P
1	GND
2	+V
3	MOTOR U (MOTOR+)
4	MOTOR V (MOTOR-)
5	MOTOR W
6	NC

UNLESS OTHERWISE SPECIFIED ALL DIMENSIONS ARE IN MM BREAK EDGES AND REMOVE BURRS TOLERANCES X: ±0.5 X.X: ±0.1 X.XX: ±0.03 ANGLE: ±0.1° CONCENTRICITY: ±0.025 ROUNDNESS: ±0.025 EDGE BREAKS: 0.2 MAX ALL DIMENSIONS AND TOLERANCES ARE FINAL	MATERIAL: SEE BOM	NAME DL	DATE 05/27/20	SMAC MOVING COIL ACTUATORS 5807 VAN ALLEN WAY CARLSBAD CA, 92008 (760) 929-7588
	FINISH: SEE BOM	DWN BY TMV	CHK BY	
	MACHINE FINISH: 1.6/	MFG APP	QA APP	
	INTERPRET PER: ASME Y14.5-2009	PROPRIETARY AND CONFIDENTIAL		
	THIRD ANGLE PROJECTION	SIZE: B	PART NO: LBL25-075-3	REV: D
REF. NUMBER CONTRACT	LBL25-075-3 STD	SCALE: 1:2 DO NOT SCALE		SHEET: 1 / 1