

RGS06 Non-Motorized Linear Rails

- Screw driven linear rails in standard or wide format
- Linear rails without screw in standard or wide format

The non-motorized RGS Series features standard wear compensating, anti-backlash driven carriages to ensure repeatable and accurate positioning. All moving surfaces include Kerkite® engineered polymers running on Kerkote® TFE coating, providing a strong, stable platform for a variety of linear motion applications. Recommended for horizontal loads up to 35 lbs (156 N).



RGW06 Wide Series,
Non-Motorized
Screw Driven Linear Rail

Identifying the Non-Motorized RGS Part Numbers when Ordering

RG	S	06	K	A	0100	XXX
Prefix RG = Rapid Guide Screw	Frame Style S = Standard W = Wide Sensor Mount Capability	Frame Size Load 06 = 35 lbs (156 N) (Maximum static load)	Coating K = TFE Kerkote X = Special (example: Kerkote with grease)	Drive / Mounting A = None B = Inline Screw Motor Mount	Nominal Thread Lead Code 0000 = No Screw 0100 = .100-in (2.54) 0200 = .200-in (5.08) 0500 = .500-in (12.70) 1000 = 1.000-in (2.54)	Unique Identifier Suffix used to identify specific motors or a proprietary suffix assigned to a specific customer application. The identifier can apply to either a standard or custom part

NOTE: Dashes must be included in Part Number (-) as shown above. For assistance call our Engineering Team at 603 213 6290.

Specifications

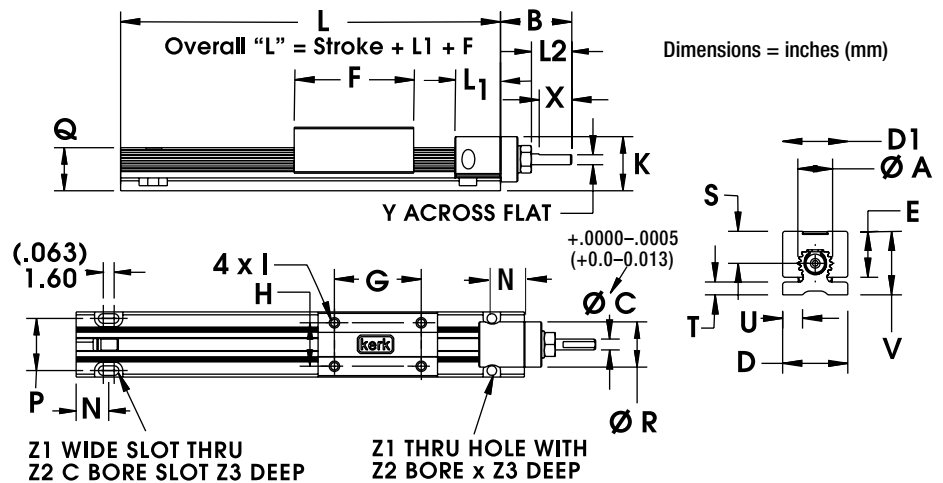
	Inch Lead	Thread Lead Code	Nominal Rail Diam.	Nominal Screw Diam.	Typical Drag Torque	Life @ 1/4 Design Load*	Torque-to-Move Load	Design Load*	Screw Inertia
RGS06 Non-Motorized with Guide Screw	inch (mm)		inch (mm)	inch (mm)	oz - in (N-m)	inch (cm)	oz-inc/lb (Nm/Kg)	lbs (N)	oz-in-sec ² /in (kg-m-sec ² /m)
	.100 (2.54)	0100	0.6 (15.2)	3/8 (9.5)	4.0 (0.3)	100,000,000 (254,000,000)	1.0 (.016)	35 (156)	1.5 x 10 ⁻⁵ (4.2 x 10 ⁻⁶)
	.200 (5.08)	0200			5.0 (.04)		1.5 (.023)		
	.500 (12.70)	0500			6.0 (.04)		2.5 (.039)		
	1.000 (25.40)	1000			7.0 (.05)		4.5 (.070)		

NOTE: RGS assemblies with lengths over 36 inches (914.4 mm) and/or leads higher than .5 inch (12.7 mm) will likely have higher drag torque than listed values.

*Determined with load in a horizontal position.

Non-Motorized with Guide Screw Dimensional Drawings

- Screw Driven
- Standard Frame



RGS06 Non-Motorized, Screw Driven

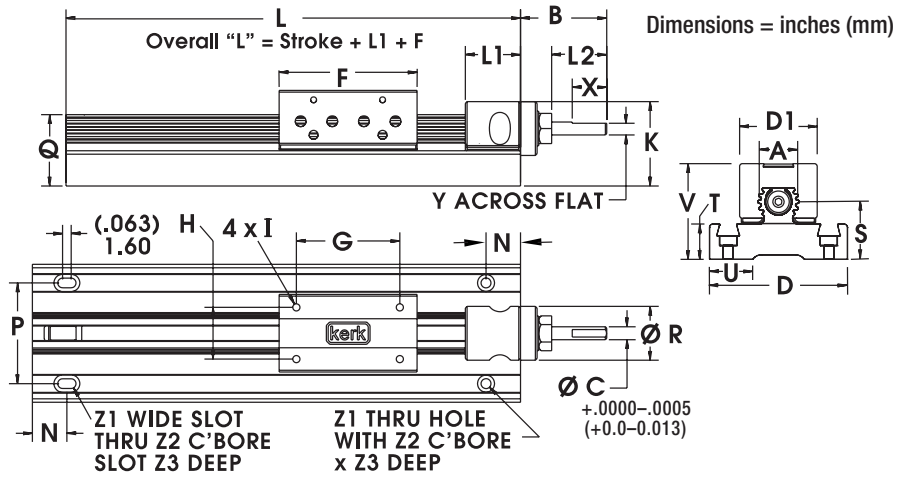
	A	B	C	D	D1	E	F	G	H	I*	K	L1	L2	N	P	Q	R	S	T	U	V	X	Z1	Z2	Z3
inch	0.60	1.25	.1875	1.13	1.13	0.79	2.0	1.50	0.750	6-32	0.9	.80	.80	.50	.90	.74	.80	.55	.22	.35	1.1	.50	.14	.25	.13
mm	15.2	31.8	4.762	28.6	28.6	20.1	51	38.1	19.1	UNC	23	20.3	20.3	12.7	22.8	18.8	20.3	14.0	5.6	8.9	28	12.7	3.6	6.4	3.3

*Metric carriage hole sizes available M3, M4, M5, M6.

RGS06 Non-Motorized Linear Rails

Non-Motorized with Guide Screw Dimensional Drawings

- Screw Driven
- Wide Frame



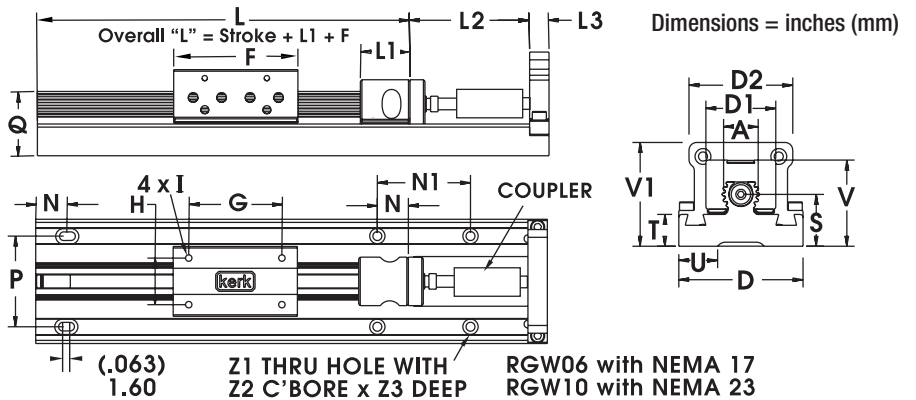

RGW06 Wide Series, Non-Motorized, Screw Driven

	A	B	C	D	D1	F	G	H	I*	K	L1	L2	N	P	Q	R	S1	T	U	V	X	Y	Z1	Z2	Z3
inch	0.60	1.25	.1875	2.0	1.13	2.0	1.50	0.750	6-32	1.2	.80	.80	.50	1.46	1.04	.80	.83	.51	.63	1.4	.50	.170	.14	.25	.14
mm	15.2	31.8	4.762	50.8	28.6	50.8	38.1	19.1	UNC	30	20.3	20.3	12.7	37.0	26.4	20.3	21.2	13.0	16.0	36	12.7	4.32	3.6	6.4	3.6

*Metric carriage hole sizes available M3, M4, M5, M6.

Motor Mount for Non-Motorized with Guide Screw Dimensional Drawings

- Motor Mount
- Screw Driven
- Wide Frame



NOTE: The coupler shown in the dimensional drawing is not included.

RGW06 Motor Mount, Wide Series, Non-Motorized, Screw Driven

	A	B	C	D	D1	F	G	H	I*	K	L1	L2	N	P	Q	R	S1	T	U	V	X	Y	Z1	Z2	Z3
inch	0.60	1.25	.1875	2.0	1.13	2.0	1.50	0.750	6-32	1.2	.80	.80	.50	1.46	1.04	.80	.83	.51	.63	1.4	.50	.170	.14	.25	.14
mm	15.2	31.8	4.762	50.8	28.6	50.8	38.1	19.1	UNC	30	20.3	20.3	12.7	37.0	26.4	20.3	21.2	13.0	16.0	36	12.7	4.32	3.6	6.4	3.6

*Metric carriage hole sizes available M3, M4, M5, M6.

RGW06 Sensor Mount Kits


Sensor mounting kits based on U-channel optical sensor. Each kit includes one flag, three sensor mounts and all mounting hardware. Sensors are not included in the kit and must be ordered separately from sensor manufacturer.

Part # RGW06SK

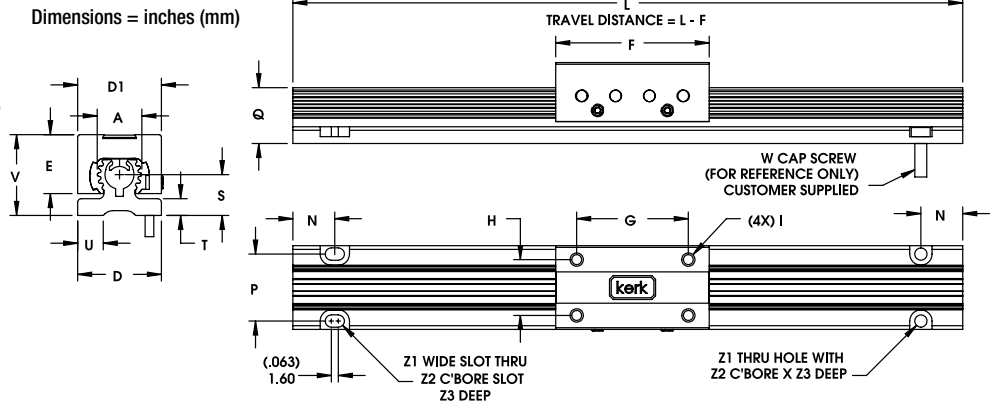
RGS06 Non-Motorized Linear Rails

Non-Motorized without Guide Screw Dimensional Drawings

- Without Guide Screw
- Standard Frame



RGS06 Non-Motorized
Linear Rail without Screw



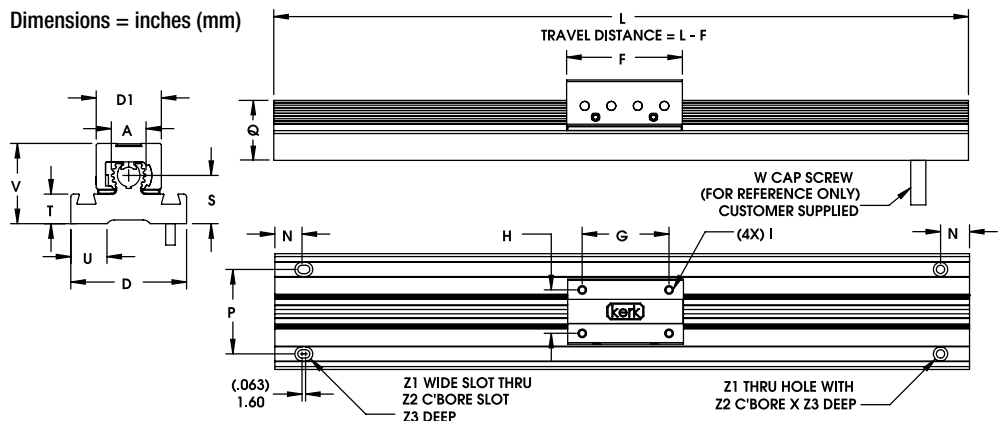
RGS06 Non-Motorized, Without Screw Driven

	A	D	D1	E	F	G	H	I*	N	P	Q	S	T	U	V	Z1	Z2	Z3
inch	0.60	1.13	1.13	.79	2.0	1.50	.75	6-32	.50	.90	.74	.55	.22	.35	1.1	.14	.25	.13
mm	15.2	28.6	28.6	20.1	51	38.1	19	UNC	12.7	22.8	18.8	14	5.6	8.9	28	3.6	6.4	3.3

*Metric carriage hole sizes available M3, M4, M5, M6.

Non-Motorized without Guide Screw Dimensional Drawings

- Without Guide Screw
- Wide Frame



RGS06 Wide Series, Non-Motorized, Without Screw Driven

	A	D	D1	F	G	H	I*	N	P	Q	S	T	U	V	Z1	Z2	Z3
inch	0.60	1.13	1.13	2.0	1.50	.75	6-32	.50	1.46	1.04	.83	.51	.63	1.4	.14	.25	.14
mm	15.2	28.6	28.6	51	38.1	19	UNC	12.7	37	26.4	21.2	13	16	36	3.6	6.4	3.6

*Metric carriage hole sizes available M3, M4, M5, M6.

Linear Rail Check List

Material Coatings

Kerkite® Polymers

Compounded with lubricants, reinforcements and thermoplastic polymers, Kerkite Polymers are formulated to provide optimum performance in its target conditions and applications.

- Injection molded
- High performance
- Exceptional wear properties

Kerkote® TFE Coating

A dry lubricant, Kerkote will not become dry and paste-like, and does not attract dirt or debris. Kerkote differs from conventional plating and coating because it is soft, more evenly distributed than other lubricants, and decreases erratic drag torques and unpredictable wear.

- Reduces friction
- Cost effective
- Long term and maintenance free

Kerkote provides the maximum level of self-lubrication, requiring no additional external lubrication or maintenance.